



ಬೃಹತ್ ಬೆಂಗಳೂರು ಮಹಾನಗರ ಪಾಲಿಕೆ
Bruhat Bengaluru Mahanagara Palike



BBMP COVID-19 WAR ROOM 10.01.2023

BBMP / COVID-19 WAR ROOM / BULLETIN – 1023/ 10.01.2023 / #BBMPfightsCOVID19



OVERVIEW OF COVID-19 IN BENGALURU

CASE TRENDS ACTIVE CASES 172

Confirmed Cases

29

18,77,026[#]

Recovered Cases

22

18,59,863[#]

Death Cases

0

16,991[#]



HOSPITALIZATION 5

ICU – V

-

ICU

-

HDU

1

General

4

INCLUDES GOVT. QUOTA AND PRIVATE WALK-IN HOSPITALIZATION



VACCINATION 1,829 2,05,46,406[#]

First Dose

130

96,83,506[#]

Second Dose

538

94,90,566[#]

Precaution Dose

1,161

13,72,334[#]



TRIAGING

MTU

4

Tele Triage

20



ACTIVE CZs

0

MCZs (< 5 cases)

0

Clusters (> 5 cases)

0



TESTING 5,700 3,20,83,718[#]

5,700

3,20,83,718[#]

Positivity :0.55%

*FOR LAST 7 DAYS

RAT

1,397

RTPCR

4,303

: indicates cumulative numbers till date



ABSTRACT OF COVID-19 SCENARIO IN BENGALURU

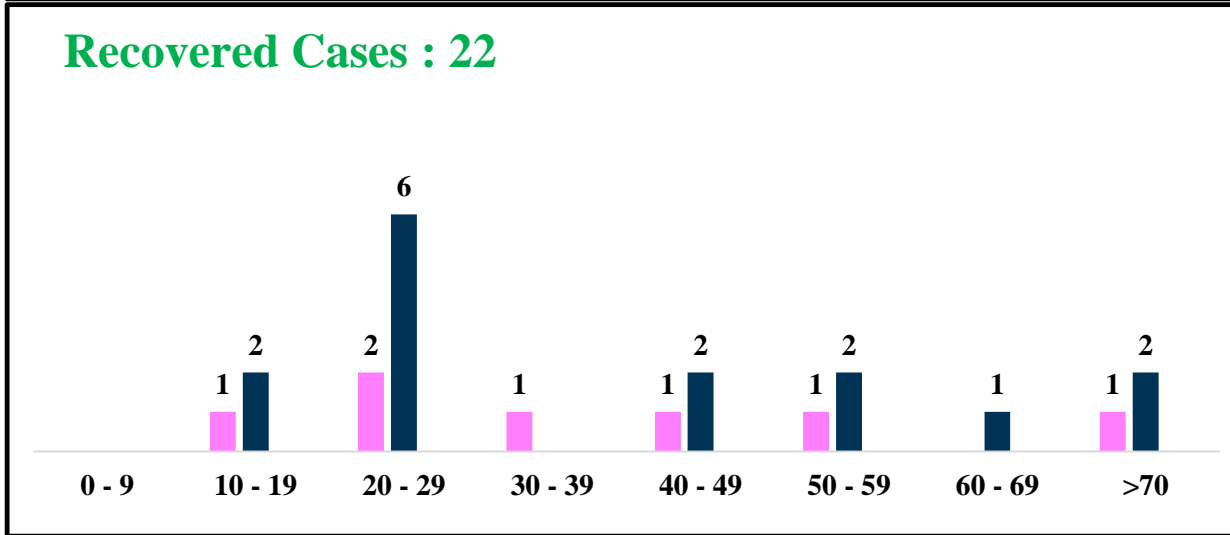
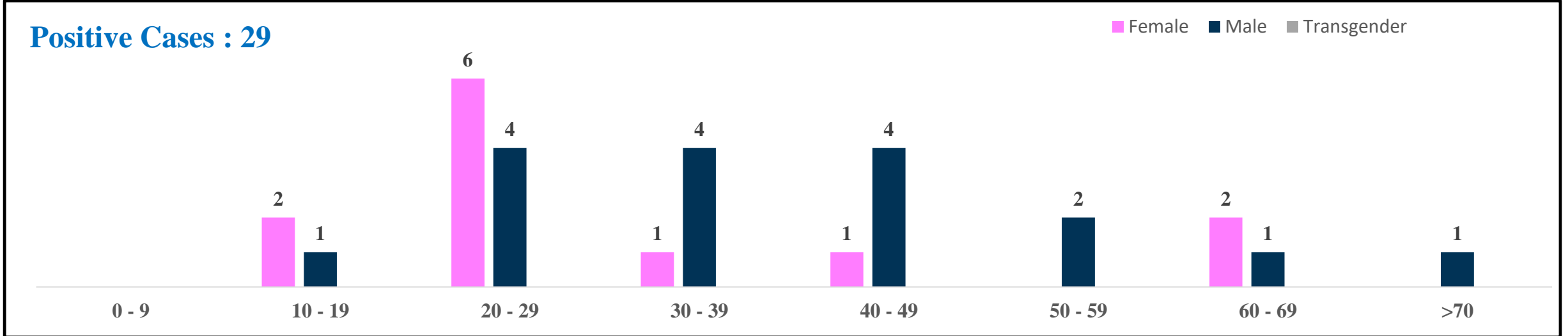


	MALE			FEMALE			TRANSGENDER			TOTAL		
	Last 24 Hours	Last 7 Days	Cumulative	Last 24 Hours	Last 7 Days	Cumulative	Last 24 Hours	Last 7 Days	Cumulative	Last 24 Hours	Last 7 Days	Cumulative
Positive Cases	17	100	11,06,789	12	86	7,70,041	0	0	196	29	186	18,77,026
Recovered Cases	15	152	10,94,367	7	121	7,64,366	0	0	187	22	273	18,59,863
Death Cases	0	0	10,761	0	0	6,226	0	0	4	0	0	16,991
Total Tests Done	In Last 24 hrs. : 5,700			In last 7 days : 33,635			Cumulative : 3,20,83,718					
Vaccine Doses Administered	In Last 24 hrs. : 1,829			In last 7 days : 16,830			Cumulative : 2,05,46,406					
ACTIVE CASES									172			

*Covid deaths occurred today : 00 | Covid deaths occurred beyond last 24hrs., reported today : 00



LAST 24 HOURS AGE GROUP AND GENDER WISE DISTRIBUTION

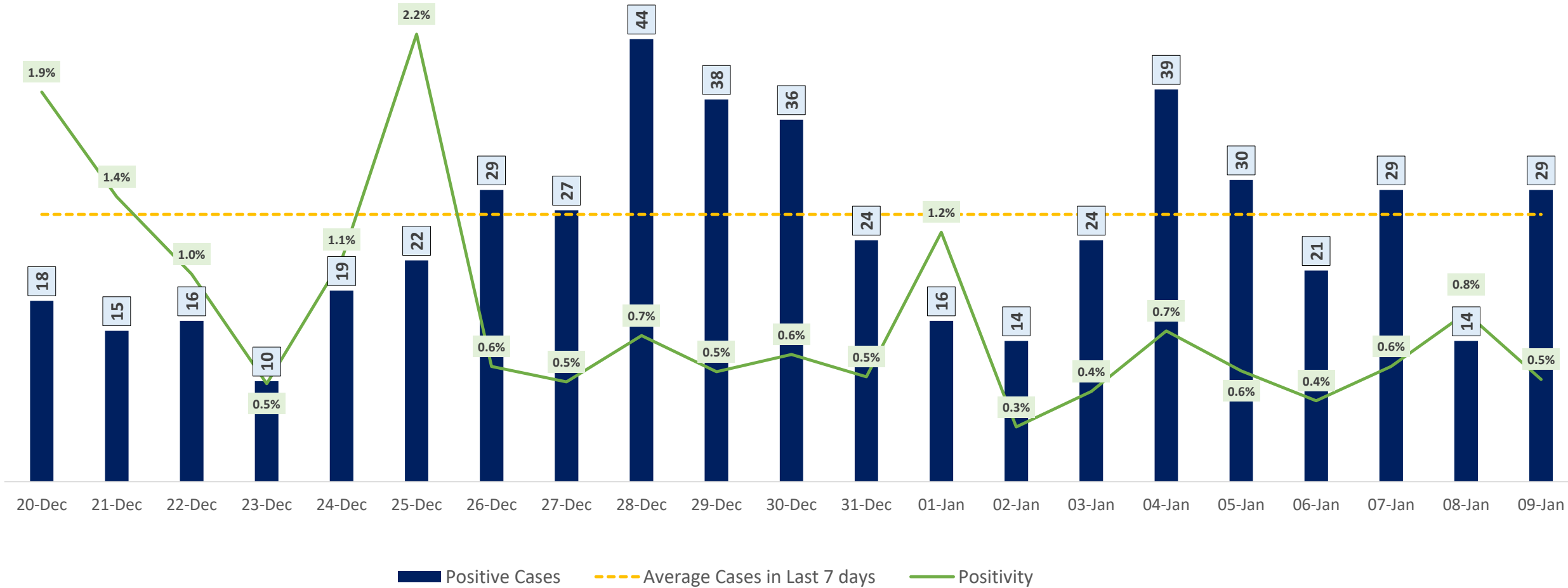




POSITIVITY RATE OF BENGALURU – LAST 21 DAYS



Average Cases in Last 7 days : 27

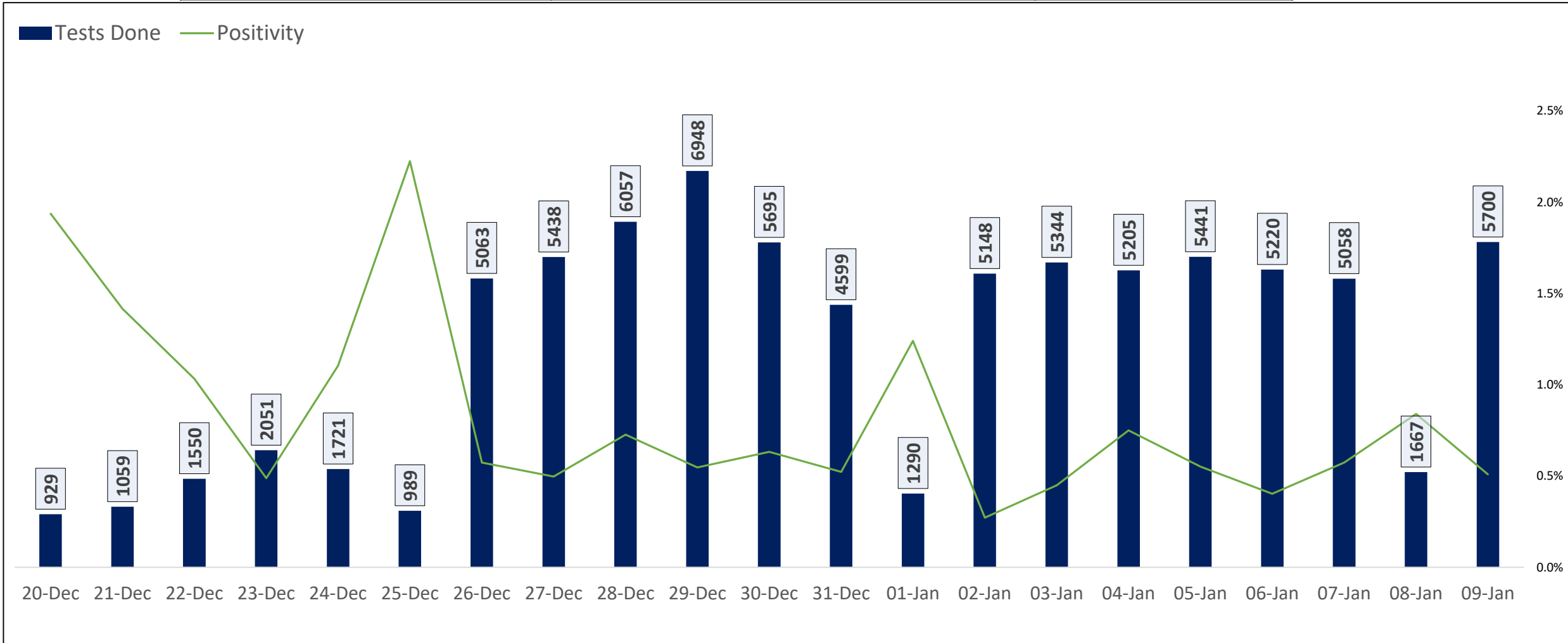




TESTING TRENDS IN BENGALURU

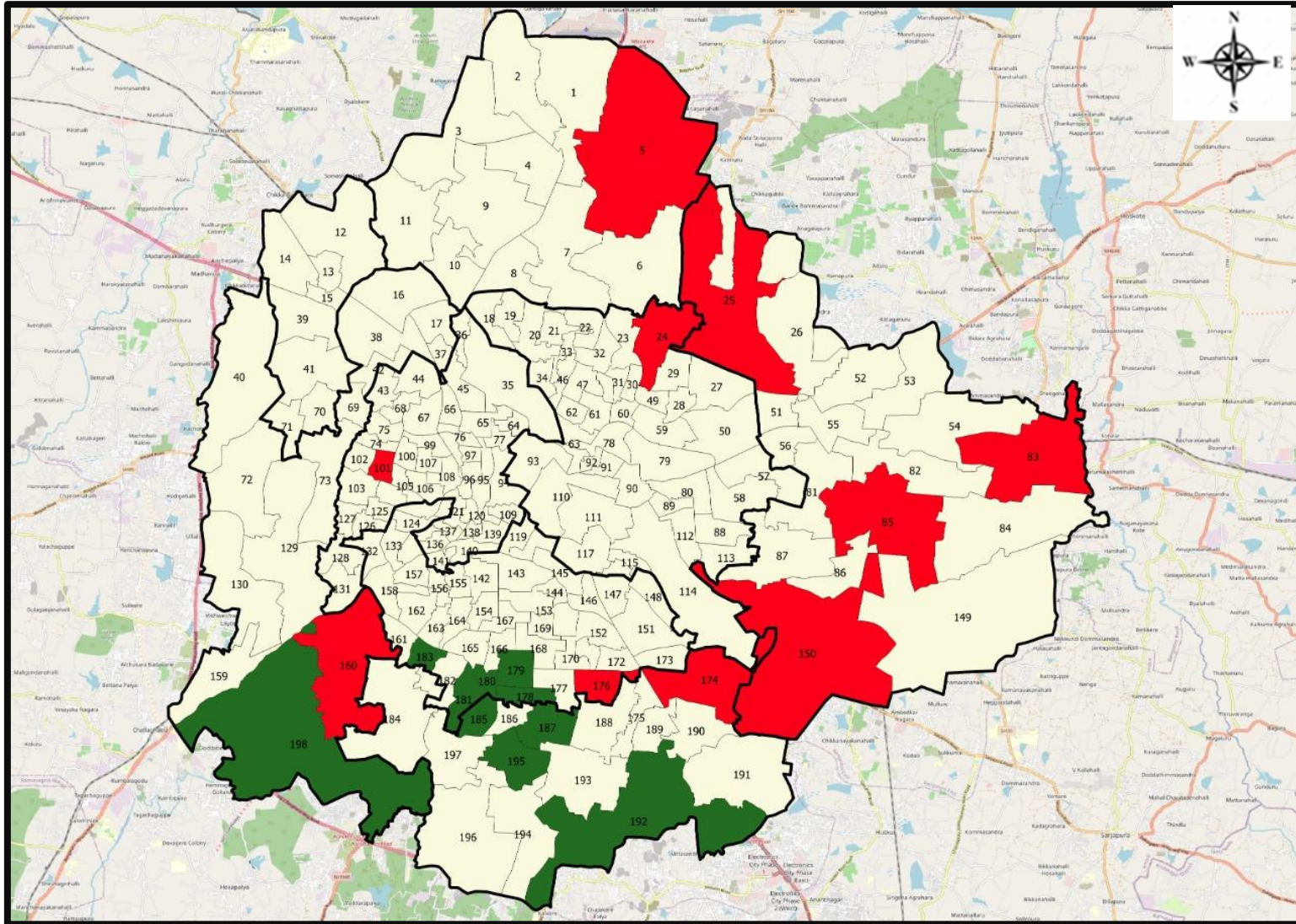


Total Test Conducted Till Date	Test Conducted Last 24 hours	Last 7 Days Average
3,20,83,718	5,700	4,805





BENGALURU URBAN MAP SHOWING TREND OF POSITIVE CASES IN LAST 7 DAYS



Top 10 wards reporting highest number of positive cases in last 10 days

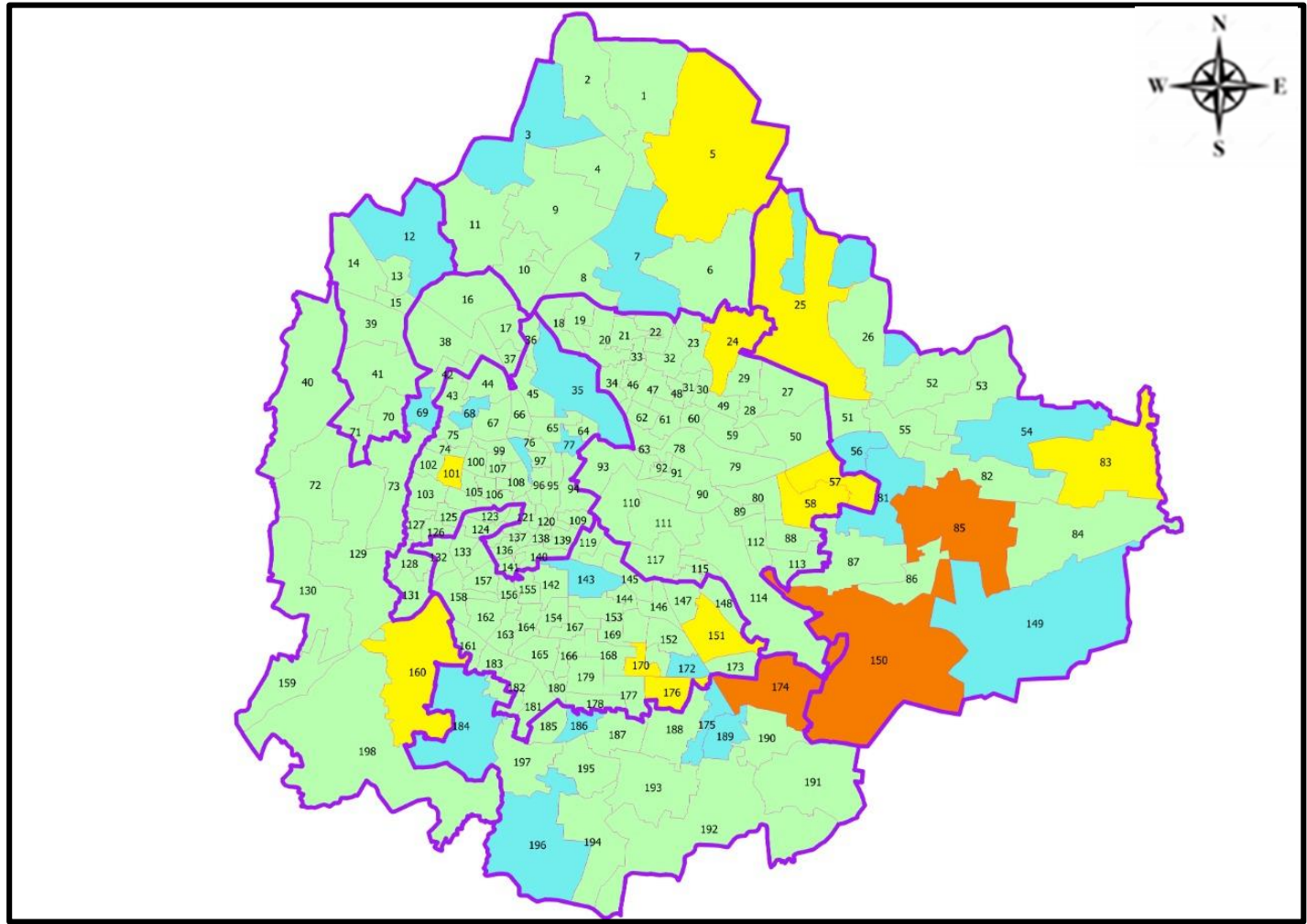
Ward No.	Ward Name	Daily Cases Average
174	HSR Layout	2
150	Bellanduru	2
85	Dodda Nekkundi	1
83	Kadugodi	1
101	Kamakshipalya	1
160	Rajarajeshwari Nagar	1
176	B T M Layout	1
5	Jakkuru	1
24	HBR Layout	1
25	Horamavu	1







Top 10 wards reporting least number of positive cases in last 7 days

Ward No.	Ward Name	Daily Cases Average
198	Hemmigepura	0
195	Konanakunte	0
192	Begur	0
187	Puttenahalli	0
185	Yelchenahalli	0
183	Chikkalsandra	0
181	Kumaraswamy Layout	0
180	Banashankari Temple Ward	0
179	Shakambari Nagar	0
178	Sarakki	0



BENGALURU MAP SHOWING INTENSITY OF POSITIVE CASES IN LAST 7 DAYS



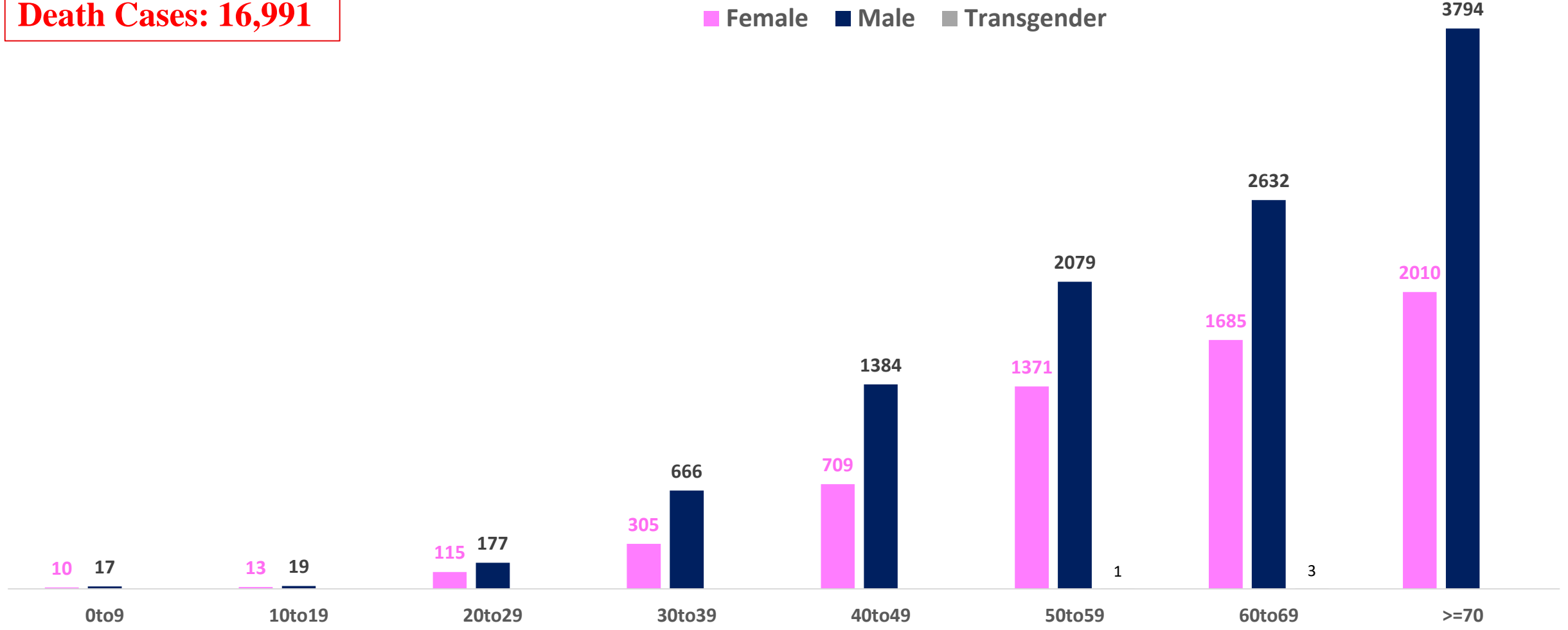
-  **Level 1 : 0 to 1 Cases**
-  **Level 2 : 1 to 3 Cases**
-  **Level 3 : 3 to 5 Cases**
-  **Level 4 : 5 to 10 Cases**
-  **Level 5 : More than 10 Cases**
-  **Zone Boundaries**



AGE AND GENDER WISE DISTRIBUTION OF DEATH CASES



Death Cases: 16,991





COVID-19 SCENARIO IN BENGALURU AND OTHER METROPOLITAN CITIES



CITY NAME	Positive Cases	Active Cases	Recovered	Deceased	Vaccine Doses Administered
New Delhi	20,07,281	24	19,80,736	26,521	3,73,17,328
Bengaluru*	18,77,026	172	18,59,863	16,991	2,37,78,980
Mumbai	11,54,234	29	11,34,459	19,746	2,21,34,555
Chennai	7,93,218	19	7,84,128	9,071	1,13,96,462

Source : <https://dashboard.cowin.gov.in/> at 5:00pm (10.01.2023)
Source : <https://www.covid19bharat.org/> at 5:00pm (10.01.2023)

*includes BBMP & Bengaluru Urban



SNAPSHOT OF COVID-19 CASES IN BENGALURU URBAN



**Total Wards With
0 Cases* :
115**

**Tests Conducted
on 09.01.2023:
5,700**

**Recovery
Rate*:
99.09%**

**Total
Active Cases :
172**

**Total Vaccinated
on 09.01.2023:
1,829**

**Positivity
Rate* :
0.55%**

**Active
Rate*:
0.01%**

**Case
Fatality Rate* :
0.00%**





*Total positive cases In the past 7 days

*CFR and positivity is for Past 7 days



ಬೃಹತ್ ಬೆಂಗಳೂರು ಮಹಾನಗರ ಪಾಲಿಕೆ
Bruhat Bengaluru Mahanagara Palike



Download BBMP Bulletin	https://apps.bbmpgov.in/covid19/mediabulletin.php
To register for vaccination :	https://selfregistration.cowin.gov.in/
BBMP COVID19 Dashboard:	https://apps.bbmpgov.in/covid19/
Follow us on:	 www.facebook.com/bbmp.comm1/
	 twitter.com/BBMPCOMM
	  BBMPSplHealth

Issued by:


Honorable Chief Commissioner, BBMP
Special Commissioner Health & IT, BBMP
MD, Bengaluru Smart City Limited

THANK YOU !

ಬೃಹತ್ ಬೆಂಗಳೂರು ಮಹಾನಗರ ಪಾಲಿಕೆ
Bruhat Bengaluru Mahanagara Palike

Stay Safe from COVID-19 Virus

 **Wear Mask**

Wash Hands Regularly 

 **Maintain Social Distance**

Get Vaccinated 

For more information around COVID-19 call the BBMP helpline number 1533

